

SPECIFICATION

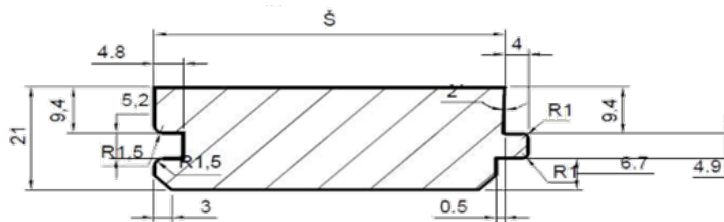
Origin	Czech Republic
Product ecological certification	FSC
Density	780 kg/ m ³

DIMENSION (MM)	GRADE	FINISHING
15x70x300-500	Rustic	unfinished
15x70x250	Mix	unfinished
15x70x500/420	Select/Natur	unfinished
15x70x420	Rustic	unfinished
15x50x150	Rustic	unfinished
15x100x500	Select/Nature	unfinished
15x100x500	Rustic	unfinished
22x70x500	Natur	unfinished
22x70x350	Natur	unfinished



PICTURES OF GRADE: STRIP PARQUETS

NATUR	SELECT/NATUR	RUSTIC	MIX
			

STRIP PARQUET PROFILE:



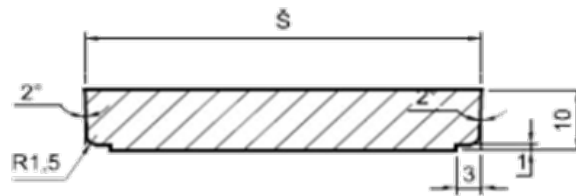
PICTURES OF GRADE: MOSAIC PARQUETS

N	RD
	

PICTURES OF GRADE: LAM PARQUETS

ABC	NO	BJ
		
RD	RM	RD/B
		

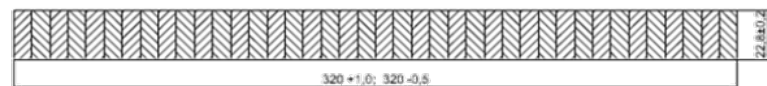
LAM PARQUET PROFILE:



PICTURE OF GRADE: INDUSTRIAL PARQUET



INDUSTRIAL PARQUET PROFIL:



TIPS AND RECOMMENDATIONS FOR PARQUET INSTALLATION AND MAINTENANCE:

1. All parquet should be stored and kept in a closed, dry space.
2. Parquet should not be stored directly on a cement floor or exposed to the sun.
3. The recommended temperatures for storing parquet products are between 18-20C (not in spaces too hot or too cold and never in outdoor spaces).
4. The moisture in the parquet is between 7-11%.
5. Before and after installing parquet, relative indoor humidity should be between 50-60% (in wintertime, air must be moistened because of heating and dried in the summertime with an air conditioner).
6. All painting work must be done and the walls completely dried.
7. Do not open parquet packages until you are completely ready to begin installing. Open and install parquet package by package.
8. If the thickness of the finishing glaze of the cement is up to 4 cm maximum, the sub-flooring moisture should not be more than 2%. It is recommended to use an appropriate adhesive for those conditions.
9. Leave installed and un-sanded parquet for 5-10 days to „accommodate“ and adjust to space, and then begin with the finishing treatments: sanding, smoothing and polishing.
10. Maintain the floor with a dry or moistened cloth and with the appropriate cleaning fluids.
11. Be careful of potential physical damages (legs of tables and chairs, small rocks or pebbles...).
12. Parquet should not be exposed directly to sunlight.



FSC (Forest Stewardship Council) certification provides a credible link between responsible production and consumption of forest products, enabling consumers and businesses to make purchasing decisions that benefit people and the environment as well as providing ongoing business value.

CE marking on a product is a manufacturer's declaration that the product complies with the essential requirements of the relevant European health, safety and environmental protection legislation, in practice by many of the so-called Product Directives.



The real wood label acts as a basic cornerstone in the process of differentiating real wood floors from other flooring solutions. It guarantees that all of the products carrying this label are 100% made out of real wood.

ISO 9001 certification specifies requirements for a quality management system where an organization needs to demonstrate its ability to consistently provide a product that meets customer and applicable statutory and regulatory requirements.

